

Wikiprint Book

Title: Mail transfers

Subject: YAM - Yet Another Mailer - Documentation/Windows/Mailtransfers

Version: 2

Date: 29.01.2015 11:19:16

Table of Contents

Languages:	3
Mail transfers	3
Meanings of the buttons	3





Languages:

- **English**
- [Español](#)

Mail transfers

While fetching, sending, importing or exporting mail, YAM opens a transfer window that gives you some control over the process.

If pre-selection is enabled, YAM will display a list of the messages available for import or download. Depending on your settings, messages exceeding the maximum size may be the only ones appearing in the list, to make it easier for you to decide what to do with them without having to face a too cluttered list: messages below the maximum size will just be downloaded silently. Two explanatory status symbols may appear at the left of the message: a little trashcan means the message will be deleted from the server, whereas the disk icon indicates that the message will be downloaded. Therefore, there exist the following possibilities:

Trashcan	Disk	Action
		The message will be downloaded and then deleted from the server.
		The message will be deleted immediately -- the preferred action for unsolicited commercial e-mail.
		The message will remain on the server and won't be downloaded.
		The message will be downloaded, but not deleted from the server.

Meanings of the buttons**All**

Selects all messages in the list for a subsequent change of status. This button has no effect on the action to be taken.

None

Clears the current selection. This button has no effect on the action to be taken.

Download & delete

Sets both the diskette and trashcan icons for all selected messages -> download and remove on server.

This button is not available when importing mail.

Download only

Sets the diskette icon and clears the trashcan icon for all selected messages -> download, but leave on server.

Leave

Clears both the diskette and trashcan icons for all selected messages -> no action.

Delete only

Clears the diskette icon and sets the trashcan icon for all selected messages -> do not download, but delete on server!

This button is not available when importing mail.

Stop/Proceed

As long as the pre-selection list is displayed, YAM loads details of the separate messages -- the headers are retrieved from the server. The **Stop** button halts this process.

This button is not available when importing mail.

Start

The selection stage ends and the actual mail transfer begins.

Abort

The mail transfer is terminated immediately.

In the **Status** panel you can see how many kbytes and how many messages have been transferred so far, at what rate, and how long the transfer will take. The rate is measured in characters per second. Do not be disappointed if the transmission seems not to measure up to the speed of the modem. The transfer of a short message requires a relatively large time for negotiation between YAM and the server, which is not taken into account while computing the calculated rate. You can try it yourself by sending yourself a message with a large attachment (e.g. 100kB).

The **Abort** button forces a premature end of the transfer. It only works while YAM has control over the transfer -- if YAM apparently 'freezes' because the server is not doing anything, either wait for the timeout or just break the connection by forcing your TCP/IP stack to go offline.